

UTTRAYAN FINANCIAL SERVICES PRIVATE LIMITED

Reg. Off. CF-32, Sector 1, Salt Lake, Kolkata - 700064

CIN: U67120WB1995PTC071237 Email: info@uttrayan-mfi.com

Balance Sheet as at 31th March, 2023

(Rs. in Thousand)

Particulars	Note No	As at 31th March 2023	As at 31st March, 2022
I. EQUITY AND LIABILITIES			
(1) Shareholder's Funds			
(a) Share Capital	1	100,434.67	85,434.67
(b) Reserves and Surplus	2	374,457.06	294,016.65
(2) Non-Current Liabilities			
(a) Long-term Borrowings	4	692,927.21	986,602.52
(b) Deferred Tax Liability (net)	3	0.00	0.00
(3) Current Liabilities			
(a) Short-term Borrowings	5	971,219.90	1,003,055.53
(b) Trade Payables- Total outstanding dues of	6		
i) Micro Enterprise and Small Enterprise		0.00	0.00
ii) Other than Micro Enterprise and Small Enterprise		12,090.05	10,234.71
(c) Other Current Liabilities	7	24,892.11	14,851.42
(d) Short-term Provisions	8	44,024.63	33,980.20
Total		2,220,045.64	2,428,175.70
II. Assets			
(1) Non-current assets			
(a) Property, Plant and Equipment			
(i) Tangible assets	9A	6,138.13	7,098.77
(ii) Intangible assets	9B	0.00	30.25
(b) Deferred tax assets	3	2,585.30	2,860.67
(c) Other non-current assets	10	230,033.11	198,927.13
(2) Current assets			
(a) Cash and bank balances	11	70,019.81	162,976.64
(b) Short-term loans and advances	12	1,833,128.26	1,978,629.64
(c) Other current assets	13	78,141.03	77,652.60
Total		2,220,045.64	2,428,175.70

Significant accounting policies

1A

Additional notes to Financial Statements

19 to 26

The Notes referred to above form an integral part of the Balance Sheet.

This is the Balance Sheet referred to in our report of even date

On behalf of the Board

For Uttrayan Financial Services Pvt. Ltd.

For Ray & Ray

Chartered Accountants

Firm Registration No. 301072E

Nabanita Ghosh

Nabanita Ghosh

Partner

Membership No. 058477



Kartick Biswas

Kartick Biswas

Managing Director

DIN: 02207249

Apu Dhar

Apu Dhar

Director

DIN: 01726461

Subhasis Banerjee

Subhasis Banerjee

Company Secretary

Membership No. A-62097

Place: Kolkata

Date: 29.05.2023



UTTRAYAN FINANCIAL SERVICES PRIVATE LIMITED

Reg. Off. CF-32, Sector 1, Salt Lake, Kolkata - 700064

CIN: U67120WB1995PTC071237 Email: info@uttrayan-mfi.com







Statement of Profit and Loss for the year ending on 31th March 2023

(Rs. in Thousand)

Particulars	Note No	For the year ended on 31th March 2023	For the year ended on 31st March, 2022
I. Revenue from operations	14	420,148.56	398,506.10
II. Other Income	15	42,363.52	151.90
III. Total Revenue (I +II)		462,512.07	398,658.00
IV. Expenses:			
Employee benefit expense	16	95,506.37	94,125.19
Finance Cost	17	212,255.95	204,956.83
Depreciation and amortization expense	9	1,043.47	1,371.20
Other expenses	18	61,732.82	57,328.87
Provision for Portfolio advance	8	0.00	3,924.85
Portfolio advance written off	12	60,961.87	15,902.62
IV. Total Expenses:		431,500.48	377,609.56
V. Profit before exceptional items and tax	(III - IV)	31,011.59	21,048.44
VI. Exceptional Items		0.00	0.00
VII. Profit before tax	(V-VI)	31,011.59	21,048.44
VIII. Tax expense:			
Current tax		10,295.81	8,747.50
Tax of earlier years		0.00	0.00
Deferred tax	3	10,295.81 275.37	8,747.50 -2,640.58
IX. Profit for the year from continuing operations	(VII-VIII)	20,440.41	14,941.52
X. Profit/(Loss) from Discontinuing operations		0.00	0.00
XI. Tax expense of Discontinuing operations		0.00	0.00
XII. Profit/(Loss) from Discontinuing operations		0.00	0.00
XIII. Profit for the year	(XI+XII)	20,440.41	14,941.52
XIV. Earning per equity share:			
Basic	20	2.01	1.47
Diluted		1.83	1.47
Significant accounting policies	1A		
Additional notes to Financial Statements	19 to 26		

The Notes referred to above form an integral part of the Statement of Profit and Loss

This is the Statement of Profit and Loss referred to in our report of even date

		On behalf of the Board	
		For Uttrayan Financial Services Pvt. Ltd	
For Ray & Ray Chartered Accountants Firm Registration No. 301072E  Nabanita Ghosh Partner Membership No. 058477	 Kartick Biswas Managing Director DIN: 02207249	 Apu Dhar Director DIN: 01726461	
		 Subhasis Banerjee Company Secretary Membership No. A-62097	
Place: Kolkata			
Date: 29.05.2023			

UTTRAYAN FINANCIAL SERVICES PRIVATE LIMITED

Reg. Off. CF-32, Sector I, Salt Lake, Kolkata - 700064
CIN: U67120WB1995PTC071237 Email: info@uttrayan-mfi.com

Cash Flow Statement For the year ended on 31st March, 2023

(Rs. in Thousand)

Particulars	For the year ended on 31st March, 2023	For the year ended on 31st March, 2022
A CASH FLOW FROM OPERATING ACTIVITIES:		
Profit before tax	31,011.59	21,048.44
Adjustment for Non Cash Expenditure:		
Depreciation /amortization on PPE/Intangibles	1,043.47	1,371.20
Portfolio advance written off	60,961.87	15,902.62
Portfolio provision created/(written back)	-1,796.12	3,924.85
Adjustment for Non Cash Income		
Fixed Assets written off	59.31	
Operating Profit before Working Capital Change	91,280.13	42,247.11
Adjustment for		
(Increase)/ decrease in operating assets/liabilities		
Disbursement of loans to borrowers	-2,411,600.40	-2,313,237.71
Recovery of loans to borrowers	2,512,089.89	1,923,009.36
Other advances/ recoverable	-690.33	4,494.84
Increase / (decrease) in operating liability and provisions	13,760.77	-8,979.90
	204,840.06	-352,466.30
Tax (paid)/refund	-10,684.95	-5,365.37
Advance Tax Paid	-5,000.00	
Net Cash Flow From Operating Activities (A)	189,155.11	-357,831.67
B CASH FLOW FROM INVESTING ACTIVITIES:		
Purchase of PPE	-111.89	-2,236.98
(Purchase)/Sales of fixed deposits	-14,582.46	-95,862.80
Net Cash Flow From Investing Activities (B)	-14,694.35	-98,099.78
C CASH FLOW FROM FINANCING ACTIVITIES:		
Term loan received /(repaid) (net)	-396,771.43	539,762.95
Increase/(decrease) in Cash Credit/OD account	70,877.36	-24,543.73
Proceeds from issue of equity shares	75,000.00	24,999.95
Redemption of preference shares	0.00	-25,000.00
Payment of preference dividend and Dividend distribution tax	0.00	-6,947.64
Net Cash Flow From Financing Activities (C)	-250,894.07	508,271.53
Net Increase or Decrease in Cash and Cash Equivalents (A+B+C)	-76,433.31	52,340.08
Add: Opening Cash and Cash Equivalents	92,353.12	40,013.04
Closing cash and cash equivalents	15,919.81	92,353.12

This is the Cash Flow Statement referred to in our report of even date.

The above Cash Flow Statement has been prepared under "Indirect Method" as set out in the Accounting Standard (AS)-3 on "Cash Flow Statement"

For Ray & Ray
Chartered Accountants
Firm Registration No. 301072E

Nabanita Ghosh

Nabanita Ghosh
Partner
Membership No. 058477



Place: Kolkata
Date: 29.05.2023

**On behalf of the Board
For Uttrayan Financial Services PVT. LTD**

Kartick Biswas *Apu Dhar*
Kartick Biswas Apu Dhar
Managing Director Director
DIN: 02207249 DIN: 01726461

Subhasis Banerjee
Subhasis Banerjee
Company Secretary
Membership No. A-62097

